

TANDEMBOX

► Lade - spoelbaklade - sifonlade

VANHOECKE®

Firma		<input type="checkbox"/> Offerte	<input type="checkbox"/> Bestelbon
Plaats		Besteld door	
Postcode		E-mail	
Telefoon		Fax	
Commissie		Levertijd	

Ladezijden
<input type="checkbox"/> zijde wit
<input type="checkbox"/> grijs metallic

Bodem + rug
<input type="checkbox"/> wit
<input type="checkbox"/> lichtgrijs
<input type="checkbox"/> donkergrijs

Geleiders
<input type="checkbox"/> BLUMOTION
<input type="checkbox"/> TIP-ON BLUMOTION

Frontbevestiging
<input type="checkbox"/> INSERTA
<input type="checkbox"/> schroefversie
<input type="checkbox"/> voor alu-front
<input type="checkbox"/> drevel

Opvullijst ⁽¹⁾
<input type="checkbox"/> wit
<input type="checkbox"/> platina zilvergrijs
<input type="checkbox"/> zwart

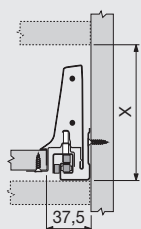
Verpakking
<input type="checkbox"/> V1
<input type="checkbox"/> ProBOX ⁽²⁾

Inlegmatten
<input type="checkbox"/> flock
<input type="checkbox"/> kunststof-fiber
<input type="checkbox"/> vinyl-fiberglass

Specificaties								
Nr.	Aantal	Ladetype ⁽³⁾	Breedte corpus		Ladediepte	Draagkracht ⁽⁴⁾	Opties	
			Binnen-breedte	Opvullijst			Stabilisator ⁽⁵⁾	Verdeling
1			mm	<input type="checkbox"/> 1 <input type="checkbox"/> 2	mm	kg		
2			mm	<input type="checkbox"/> 1 <input type="checkbox"/> 2	mm	kg		
3			mm	<input type="checkbox"/> 1 <input type="checkbox"/> 2	mm	kg		
4			mm	<input type="checkbox"/> 1 <input type="checkbox"/> 2	mm	kg		
5			mm	<input type="checkbox"/> 1 <input type="checkbox"/> 2	mm	kg		
6			mm	<input type="checkbox"/> 1 <input type="checkbox"/> 2	mm	kg		

Specificaties - uitbreiding sifonlade ⁽⁶⁾ en spoelbaklade					
Type lade	Enkele sifonlade dubbele sifonlade Spoelbaklade	Enkele sifonlade dubbele sifonlade Spoelbaklade	Dubbele sifonlade	Dubbele sifonlade	Enkele sifonlade dubbele sifonlade Spoelbaklade
Nr.	X ⁽⁷⁾	Z1 (160 mm bij sifonlades)	M ⁽⁸⁾	Z2	Y ⁽⁷⁾
	mm	mm	mm	160 mm	mm
	mm	mm	mm	160 mm	mm
	mm	mm	mm	160 mm	mm

NODIGE INBOUWRUIMTE ⁽⁹⁾



X	Min.
N	82
M	98,5
K	130,5
B	160
CM	192
DM	224

- (1) Symmetrisch profiel, dikte 25 mm
- (2) Minimale bestelhoeveelheid: 4 stuks
- (3) Zie volgende pagina's
- (4) De draagkracht is afhankelijk van de lengte: zie tabel volgende pagina
- (5) Wordt aanbevolen bij brede, ondiepe lades
- (6) Steeds M rugwanden bij sifonlades
- (7) X en Y kunnen variabel zijn, maar moeten minimaal 133,5 mm zijn
- (8) M kan variabel zijn, maar moet minimaal 97 mm zijn
- (9) Incl. vrije ruimte om de lade in te hangen

Opmerking:

TANDEMBOX

► Informatie bij bestellen

Maatvoering



TANDEMBOX LADE BLUMOTION of TIP-ON BLUMOTION

LADEDIEPTE + GEWICHT

	270	<i>niet beschikbaar</i>
	300	<i>N</i>
	350	<i>N</i>
	400	<i>N</i>
	450	<i>N</i>
	500	<i>N</i>
	550	<i>N</i>
	600	<i>N</i>
	650	<i>N</i>

TANDEMBOX SPOELBAKLADE BLUMOTION of TIP-ON BLUMOTION

niet beschikbaar



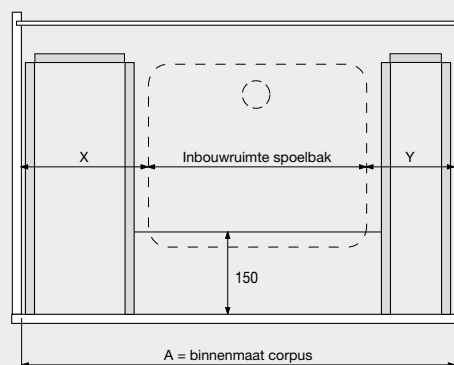
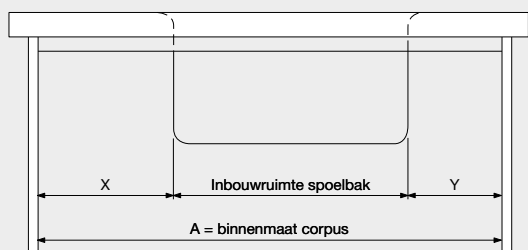
N

TANDEMBOX SIFONLADE BLUMOTION of TIP-ON BLUMOTION

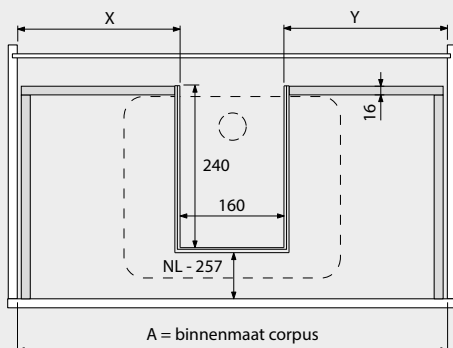
niet beschikbaar

	350	<i>N</i>
	400	<i>N</i>
	450	<i>N</i>
	500	<i>N</i>
	550	<i>N</i>
	600	<i>N</i>
	650	<i>N</i>

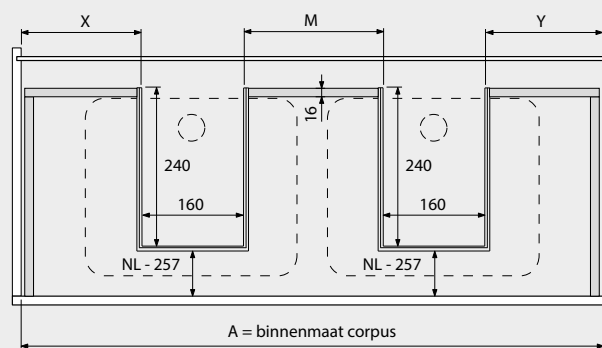
MAATVOERING SPOELBAKLADE



MAATVOERING ENKELE SIFONLADE



MAATVOERING DUBBELE SIFONLADE



TANDEMBOX

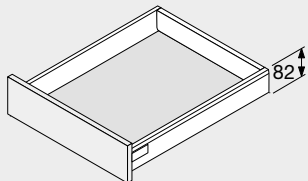
► Informatie bij bestellen

Lade en spoelbakkade

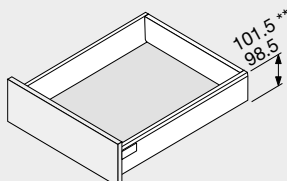
VAN  HOECKE®

LADES

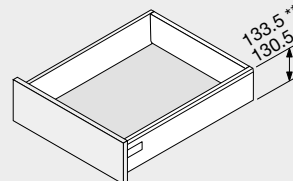
N



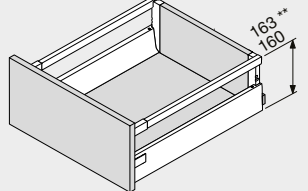
M



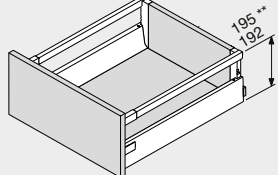
K



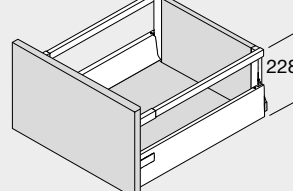
B



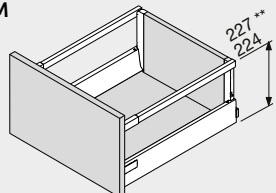
CM



DK

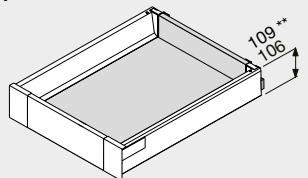


DM

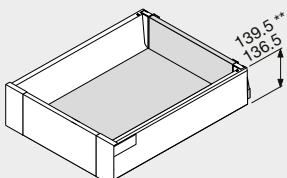


BINNENLADES

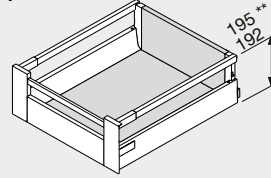
M/Z



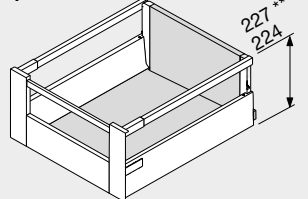
K/Z



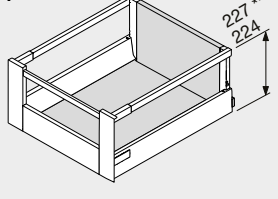
CM/Z



DK/Z



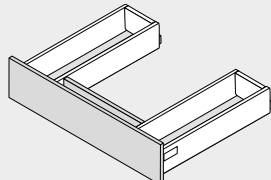
DM/Z



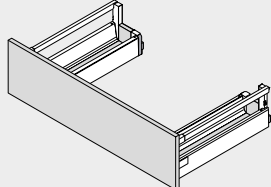
** Maatvoering bij Tip-On Blumotion

SPOELBAKLADE

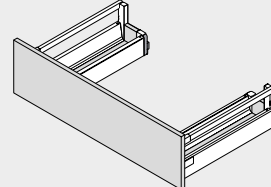
MS



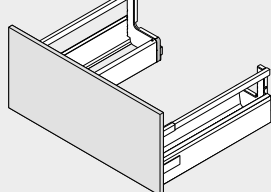
BS



CMS



DMS



TANDEMBOX

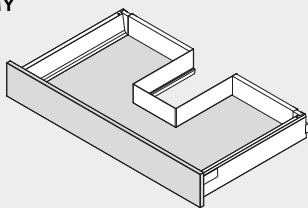
► Informatie bij bestellen

Enkele sifonlade en dubbele sifonlade

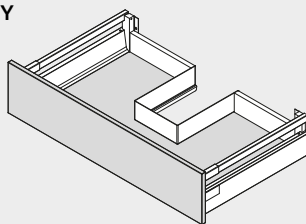
VAN  HOECKE®

ENKELE SIFONLADE

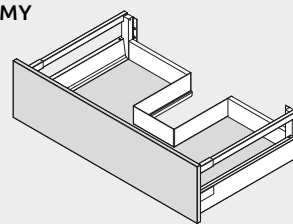
MY



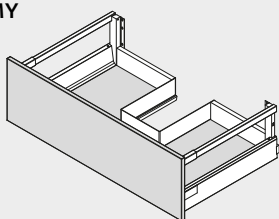
BY



CMY

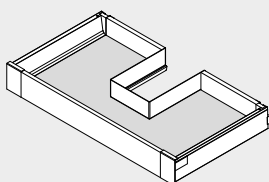


DMY

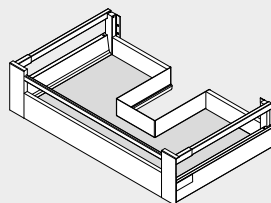


ENKELE SIFONBINNENLADE

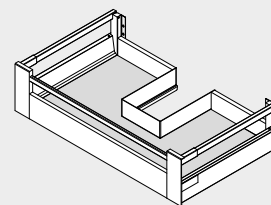
MY/Z



CMY/Z

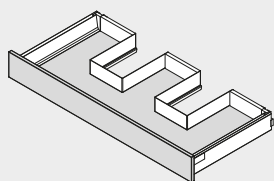


DMY/Z

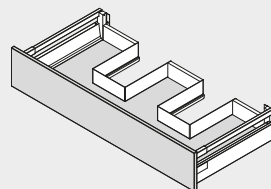


DUBBELE SIFONLADE

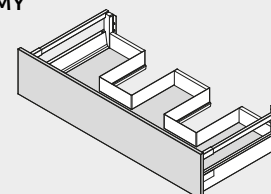
MY



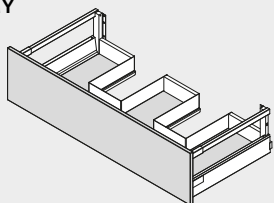
BY



CMY

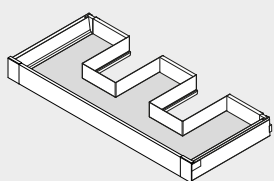


DMY

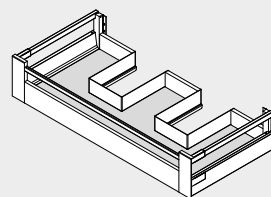


DUBBELE SIFONBINNENLADE

MY/Z



CMY/Z



DMY/Z

